

## Your Member Advantage Digital Card

The Member Advantage Digital Card is a **membership card** for use on smartphones\*, providing you **on the go** access to your benefits.

The digital card replaces the need to have or carry a physical card at all times.

**1 GETTING STARTED**

1. Visit your Member Advantage website from your smartphone.
2. Enter your membership number as your password to log in.

**2 WHERE TO USE YOUR CARD**

- **Near Me Map & List**  
Bring up the map of the participating venues and either click on location points or scroll down to view the venue details.
- **Near Me List Only**  
For quicker navigation without the map.
- **Map All**  
See all participating venues in Australia and NZ (without the list).

**3 APPLY DISCOUNT**

1. In Card click on 'List near me to apply discount.'
2. Click on 'Apply Discount' beside the selected venue.
3. Show your Digital Card to the venue.

IT'S THAT EASY!

**YOUR MEMBERSHIP DIGITAL CARD**  
Access to your benefits on the go!

Member ADVANTAGE®


### Getting started

You must enable your location services on your device to use the card and all its features.

*Note: Location services require either an active wi-fi connection or cellular data to be activated on your device to function.*

**TIP:** For a quick access to your digital card don't forget to add the icon to your Home Screen! (see document "How to add your member benefits website on your Home screen?")

- 1- Visit the website [www.memberadvantage.com.au/login](http://www.memberadvantage.com.au/login) on your mobile device and select the group you belong to.
- 2- Enter your membership number as your password to log in.
- 3- Once logged in, you will see the following navigation bar:






## Where to use the card

**MAP** - by clicking on the MAP icon brings up different options:



- 1- **MAP – Near Me Map & List** brings up the map of the participating restaurants & entertainment venues. Scroll down to list the venue details.

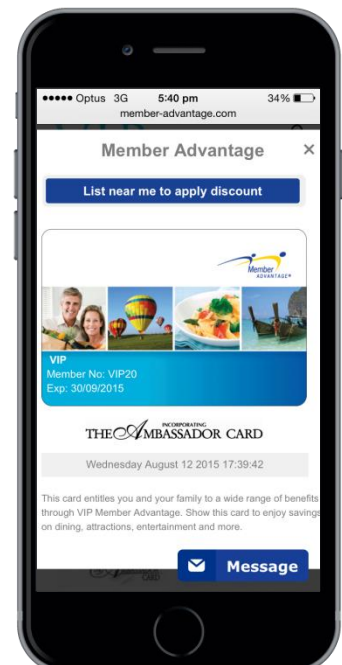
You can click on either Blue/Gold location points to check the information of the selected establishment, including the offer and the contact details.

-  Your current location
-  Participating restaurants
-  Participating entertainment venues

- 2- **MAP – Near Me List Only** for quicker navigation /access without the map scroll down to see full list of surrounding participating restaurants and entertainment venues.
- 3- **MAP – Map All** is perfect if you're travelling. It will display the map (without the list) and you will be able to see ALL participating venues in Australia and New Zealand.

## Apply discount

- 1- Click on the **CARD** icon at any time to display your membership card.
- 2- Click on **List near me to apply discount** to view the venue of your choice in the list. 
- 3- Click on the **Apply Discount** button beside the corresponding venue to claim.
- 4- **Show** your card to the venue pointing out the Ambassador Card logo. 



\* iPhones, Android and Windows phones (8.1 or later).